



Job Ready Assessment Blueprint

Computer Repair Technology



Test Code: 4515 / Version: 01

General Assessment Information

Blueprint Contents

General Assessment Information	Sample Written Items
Written Assessment Information	Performance Assessment Information
Specific Competencies Covered in the Test	Sample Performance Job

Test Type: The Computer Repair Technology industry-based credential is included in NOCTI's Job Ready assessment battery. Job Ready assessments measure technical skills at the occupational level and include items which gauge factual and theoretical knowledge. Job Ready assessments typically offer both a written and performance component and can be used at the secondary and post-secondary levels. Job Ready assessments can be delivered in an online or paper/pencil format.

Revision Team: The assessment content is based on input from secondary, post-secondary, and business/industry representatives from the states of Florida, Idaho, Missouri, New York, North Dakota, Pennsylvania, and Texas.




47.0104- Computer Installation and Repair Technology/Technician



Career Cluster 11- Information Technology



15-1151.00- Computer User Support Specialists



The Association for Career and Technical Education (ACTE), the leading professional organization for career and technical educators, commends all students who participate in career and technical education programs and choose to validate their educational attainment through rigorous technical assessments. In taking this assessment you demonstrate to your school, your parents and guardians, your future employers and yourself that you understand the concepts and knowledge needed to succeed in the workplace. Good Luck!



NATIONAL COLLEGE CREDIT RECOMMENDATION SERVICE
University of the State of New York - Regents Research Fund

In the lower division baccalaureate/associate degree category, 3 semester hours in Computer Repair Technology

Written Assessment

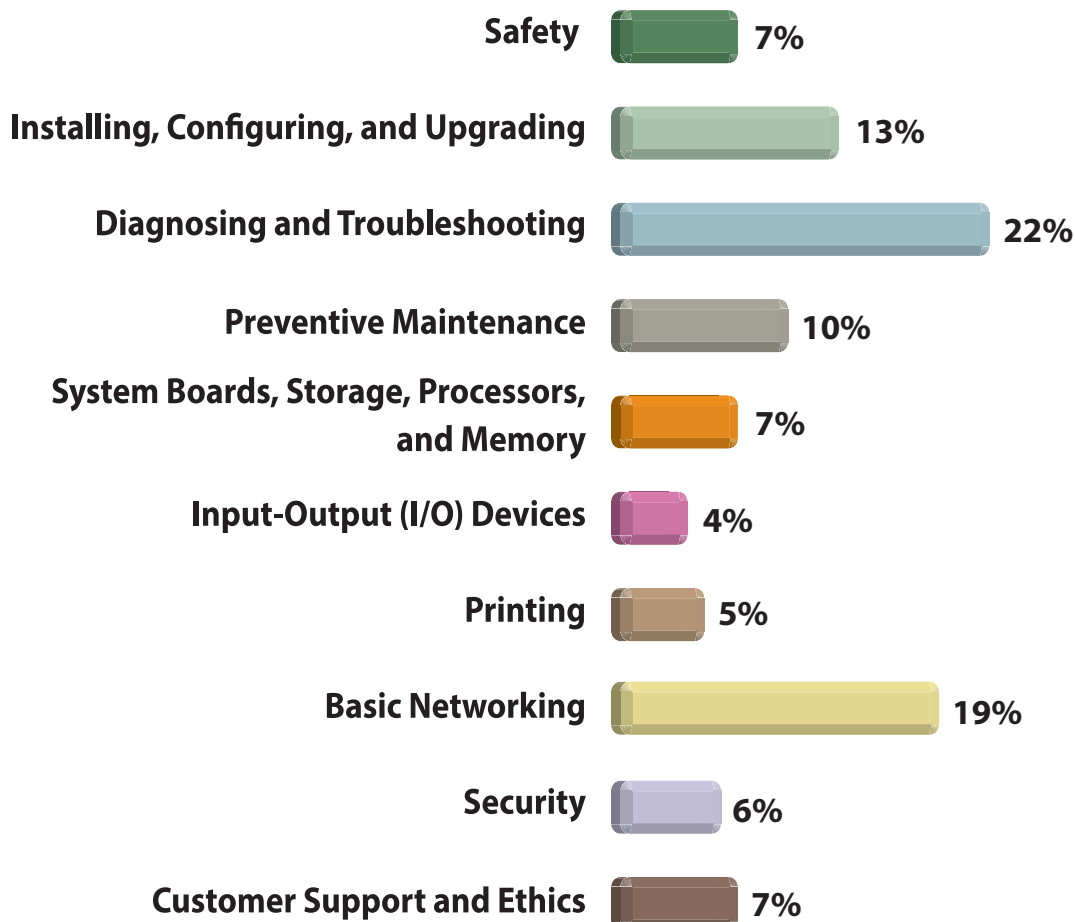
NOCTI written assessments consist of questions to measure an individual's factual theoretical knowledge.

Administration Time: 3 hours

Number of Questions: 193

Number of Sessions: This assessment may be administered in one, two, or three sessions.

Areas Covered



Specific Standards and Competencies Included in this Assessment

Safety

- Identify and implement proper personal and equipment safety procedures, including those involving ESD events
- Identify proper disposal and recycling procedures (PC components)
- Identify industry standards and federal regulations
- Recognize proper body mechanics and ergonomic principles

Installing, Configuring, and Upgrading

- Install, configure, optimize, and upgrade system board, power supplies, and cooling systems
- Differentiate characteristics of various processor and memory types
- Identify and configure CMOS setup and BIOS
- Identify functionality, install, and configure storage device options
- Identify and describe characteristics of various peripherals and ports used
- Display knowledge of different operating systems and licensing requirements

Diagnosing and Troubleshooting

- Diagnose and identify processor and memory faults
- Demonstrate ability to isolate and resolve power supply and battery failures on the system board
- Display ability to identify and resolve storage device issues
- Identify uses of troubleshooting utilities
- Troubleshoot and resolve expansion card issues (drivers)
- Demonstrate ability to set up and troubleshoot external display
- Identify tools, diagnostic procedures, and troubleshooting techniques for operating system recovery and upgrade
- Demonstrate ability to isolate and resolve peripheral connectivity failures
- Utilize command line techniques for diagnosing and troubleshooting
- Demonstrate the proper use of multimeters and other test equipment
- Identify basic electrical, transmission, and storage units of measurement



(Continued on the following page)

Specific Standards and Competencies (continued)

Preventive Maintenance

- Differentiate between an electrical line conditioner, uninterruptible power supply (UPS), and surge protector
- Select and perform proper file backup procedures
- Identify the use of system monitoring and various system utilities
- Install and maintain current software patches, service packs, and upgrades
- Maintain current antivirus, spyware, and/or malware software
- Clean and maintain physical computer components according to industry standards

System Boards, Storage, Processors, and Memory

- Identify processor compatibility, architecture, and upgrade issues
- Identify and differentiate memory characteristics and upgrade issues
- Identify and differentiate system board characteristics and upgrade issues
- Install and troubleshoot RAID 0, 1, 5
- Differentiate the characteristics and components of mobile devices (e.g., note books, tablets, laptops)

Input-Output (I/O) Devices

- Identify uses of various input devices (e.g., digital camera, scanner, biometric devices, keyboard, mouse)
- Identify various I/O connectivity methods (e.g., HDMI, USB, wireless, Bluetooth)

Printing

- Identify and differentiate various printers and printer processes (e.g., inkjet, laser, impact and non-impact)
- Identify various printer connectivity methodologies (e.g., local, network)
- Install and troubleshoot printers



(Continued on the following page)

Specific Standards and Competencies (continued)

Basic Networking

- Install, configure, and troubleshoot Network Interface Cards (NICs)
- Install, configure, and troubleshoot wired and wireless network connections
- Identify various network topologies (e.g., star, ring, mesh, bus)
- Identify various network access methods
- Differentiate between a client/server and a peer-to-peer network
- Convert units between binary, decimal, and hexadecimal
- Identify the seven layers of the OSI model
- Explain the properties and characteristics of the TCP/IP model
- Install and troubleshoot email

Security

- Identify and implement physical security (e.g., locked areas, biometric devices, cameras)
- Identify and implement digital security (e.g., firewalls, antivirus, spyware, malware, password implementation)

Customer Support and Ethics

- Practice professional behavior, including communication and customer service skills
- Practice ethical use of software and hardware (e.g., copyright laws, hacking, peer-to-peer downloading)
- Demonstrate an awareness of emerging technologies



Sample Questions

A wrist grounding strap should be worn to protect a

- A. CRT monitor
- B. power supply
- C. system board
- D. laser printer

One form of non-volatile memory is

- A. ROM
- B. DDR2
- C. SDRAM
- D. cache

A power supply is considered a/an

- A. FRU
- B. CRU
- C. consumable
- D. expendable

The term, malware, refers to software designed to

- A. enhance the appearance of a web browser
- B. covertly infiltrate or damage a computer system
- C. convert text files to binary files
- D. analyze and test for damage on the hard drive platters

System devices signal the CPU with

- A. an I/O address
- B. polling
- C. an IRQ
- D. a DMA

(Continued on the following page)

Sample Questions (continued)

The _____ printer is commonly used in retail applications for printing receipts on heat-sensitive paper.

- A. laser
- B. thermal
- C. inkjet
- D. dye-sublimation

Public locations where wireless Internet access is available are called

- A. hubs
- B. WAN
- C. LAN
- D. hot spots

To ensure the NIC is operating correctly, check with

- A. MSCONFIG
- B. network activity LED
- C. NETSTAT
- D. multimeter

A good example of physical security is

- A. installing a software firewall
- B. installing webcams with motion-detection and surveillance software
- C. changing the administrative password on a regular basis
- D. installing antivirus software on each computer

The buyer of a single-licensed software can legally

- A. install on a network server
- B. install it on several computers
- C. modify the programs within
- D. make one copy for backup

Performance Assessment

NOCTI performance assessments allow individuals to demonstrate their acquired skills by completing actual jobs using the tools, materials, machines, and equipment related to the technical area.

Administration Time: 1 hours and 55 minutes

Number of Jobs: 3

Areas Covered:

19% Device Identification

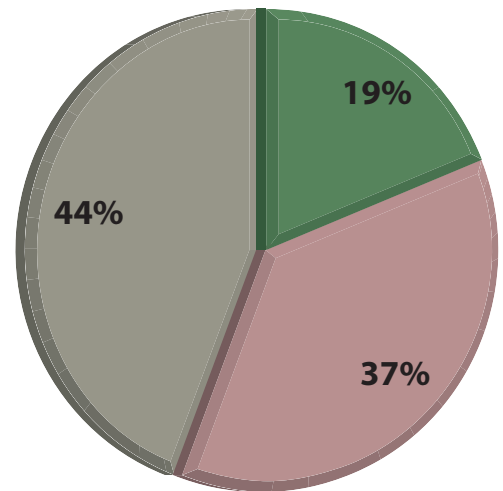
Participant will be required to identify the features of a computer and record the name next to the correct letter.

37% Installing New Hardware/Troubleshooting

Participant will use the correct tools and safety procedures to diagnose a computer and document the symptoms. Steps will include; installing provided NIC into the computer on the correct driver from the provided media.

44% Network Connectivity

Participant will configure NIC to automatically obtain an IP address for a network device using a command line interface. Steps will include; verify connectivity, install crossover cables, join the workgroup, ping the IP address, connect to machine, and transfer file.



Sample Job

Device Identification

Maximum Time: 25 minutes

Participant Activity: The participant will identify each feature of the computer and record the name next to the correct letter.

