



## General Assessment Information

### Blueprint Contents

General Assessment Information	Sample Written Items
Written Assessment Information	Performance Assessment Information
Specific Competencies Covered in the Test	Sample Performance Job

**Test Type:** The Collision Repair industry-based credential is included in NOCTI's Job Ready assessment battery. Job Ready assessments measure technical skills at the occupational level and include items which gauge factual and theoretical knowledge. Job Ready assessments typically offer both a written and performance component and can be used at the secondary and post-secondary levels. Job Ready assessments can be delivered in an online or paper/pencil format.

**Revision Team:** The assessment content is based on input from secondary, post-secondary, and business/industry representatives from the states of Maine, New York, and Pennsylvania.



47.0603-  
Autobody/Collision and Repair  
Technology/Technician




Career Cluster 16 - Transportation,  
Distribution, and Logistics



49-3021.00- Automotive Body  
and Related Repairers

## General Assessment Information (continued)



The Association for Career and Technical Education (ACTE), the leading professional organization for career and technical educators, commends all students who participate in career and technical education programs and choose to validate their educational attainment through rigorous technical assessments. In taking this assessment you demonstrate to your school, your parents and guardians, your future employers and yourself that you understand the concepts and knowledge needed to succeed in the workplace. Good Luck!



The Automotive Lift Institute (ALI) applauds students who successfully complete a Career and Technical Education program and validate their knowledge and skills with credentials such as ALI's lift safety certificate course and NOCTI industry-based assessments. As the world's most-widely recognized source for promoting the safe design, construction, installation, inspection, and use of automotive lift products, ALI believes in the importance of third-party, industry-driven credentials and their importance as a foundation for defining a technician's skill level throughout their career.



**NATIONAL COLLEGE CREDIT RECOMMENDATION SERVICE**  
University of the State of New York - Regents Research Fund

In the lower division  
baccalaureate/associate degree  
category, 3 semester hours in  
Automotive Collision Repair

## Written Assessment

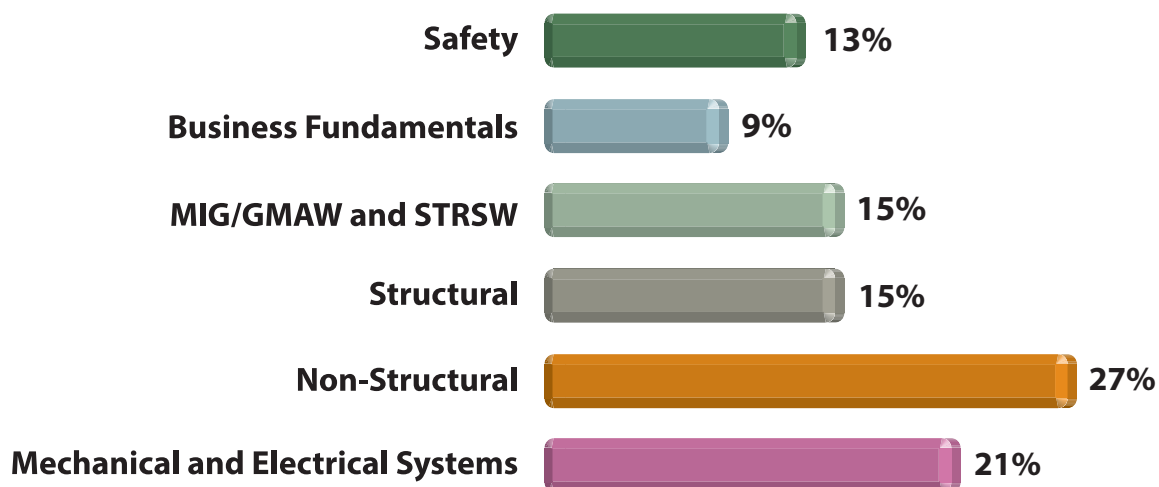
NOCTI written assessments consist of questions to measure an individual's factual theoretical knowledge.

**Administration Time:** 3 hours

**Number of Questions:** 160

**Number of Sessions:** This assessment may be administered in one, two, or three sessions.

### Areas Covered



## Specific Standards and Competencies Included in this Assessment

### Safety

- Demonstrate knowledge of safety and environmental requirements in the collision repair industry
- Demonstrate appropriate care and maintenance of shop tools and equipment
- Identify proper safety techniques for the use of shop equipment, including PPE

### Business Fundamentals

- Apply basic business practices within the collision repair industry, including estimating
- Identify employability skills within the collision repair industry

### MIG/GMAW (Metal Inert Gas/Gas Metal Arc Welding) and STRSW (Squeeze-Type Resistance Spot Welding)

- Demonstrate vehicle protection procedures
- Describe various cutting and weld removal processes
- Describe and differentiate various types and uses of welding processes
- Replace and/or repair structural components

### Structural

- Select, set up, and utilize manual measuring systems
- Select, set up, and utilize computerized measuring systems
- Demonstrate set-up and operation of various pulling systems
- Diagnose primary and secondary structural damage
- Demonstrate knowledge of working with high strength steel



(Continued on the following page)

## Specific Standards and Competencies (continued)

### Non-Structural

- Identify automotive plastics and proper repair procedures
- Diagnose primary and secondary non-structural damage
- Demonstrate knowledge of movable and stationary glass
- Utilize basic corrosion protection procedures
- Use adhesive bonding procedures
- Remove and replace automotive trim
- Remove, install, replace, align, or repair non-structural panels
- Remove, install, and replace ancillary components (e.g., headlamps, under-hood fuse boxes)

### Mechanical and Electrical Systems

- Identify basic steering and suspension components (e.g., tie rod ends, ball joints, steering racks)
- Identify how collision damage affects basic suspension geometry
- Verify functions of electrical system and basic wiring repair (e.g., soldering, quick connectors)
- Perform basic mechanical and electrical diagnostic operations



## Sample Questions

**To avoid burns, use caution when opening the**

- A. radiator cap
- B. gas cap
- C. brake fluid reservoir
- D. washer reservoir

**The term "R & I" means**

- A. remove and inspect
- B. replace and install
- C. remove and install
- D. repair and install

**To flatten MIG/GMAW welding bead,**

- A. increase the wire speed
- B. increase the voltage
- C. change the gas setting
- D. change the ground

**Unibody vehicles seldom incur \_\_\_\_\_ damage.**

- A. diamond
- B. twist
- C. sag
- D. side sway

**Air bag deployment is considered \_\_\_\_\_ damage.**

- A. primary
- B. secondary
- C. inertia
- D. unibody

(Continued on the following page)

## Sample Questions (continued)

**The \_\_\_\_\_ arm is attached to the steering box.**

- A. radius
- B. pitman
- C. control
- D. idler

**Which class of fire involves flammable liquids?**

- A. Class A
- B. Class B
- C. Class C
- D. Class D

**Insufficient shielding gas flow can cause**

- A. excessive penetration
- B. low weld bead
- C. porosity
- D. density

**Apply weld-through primers**

- A. before welding
- B. after painting
- C. after welding
- D. before painting

**Which of the following is a conductor?**

- A. glass
- B. silicon
- C. silver
- D. rubber



## Performance Assessment

NOCTI performance assessments allow individuals to demonstrate their acquired skills by completing actual jobs using the tools, materials, machines, and equipment related to the technical area.

**Administration Time:** 2 hours and 15 minutes

**Number of Jobs:** 3

### Areas Covered:

#### 46% Welding

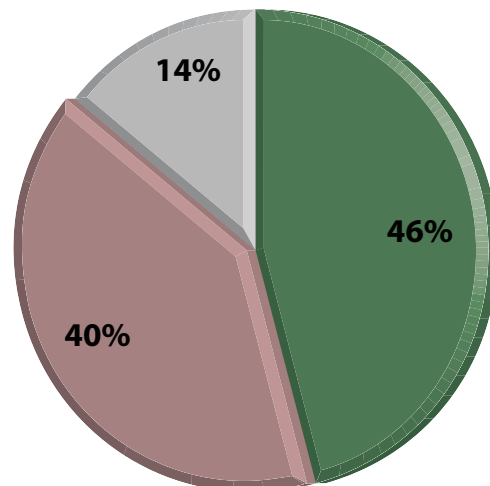
Participant will adjust the welder, perform a vertical lap weld, vertical butt weld with backing, and a vertical plug weld, and shut down the welder.

#### 40% Sheet Metal Repair

Participant will wear proper PPEs, clean the panel, straighten the damaged area, prepare panel for filler, mix and apply filler, and sand and shape filler.

#### 14% Vehicle Measurement

Participant will safely measure wheel base and obtain the X measurement of the engine compartment.



## Sample Job

### Vehicle Measurement

**Maximum Time:** 15 minutes

**Participant Activity:** The participant will obtain tram gauge from storage area, measure vehicle wheel base (hub to hub) with tram gauge, and record results in metric measurement on the chart provided.

