

General Assessment Information

Blueprint Contents

General Assessment Information	Sample Written Items
Written Assessment Information	Performance Assessment Information
Specific Competencies Covered in the Test	Sample Performance Job

Test Type: The Small Engine Technology industry-based credential is included in NOCTI's Job Ready assessment battery. Job Ready assessments measure technical skills at the occupational level and include items which gauge factual and theoretical knowledge. Job Ready assessments typically offer both a written and performance component and can be used at the secondary and post-secondary levels. Job Ready assessments can be delivered in an online or paper/pencil format.

Revision Team: The assessment content is based on input from secondary, post-secondary, and business/industry representatives from the states of Michigan, New York, Pennsylvania, and Virginia.




47.0606- Small Engine Mechanics and Repair Technology/Technician



Career Cluster 16- Transportation, Distribution, and Logistics



49-3053.00- Outdoor Power Equipment and Other Small Engine Mechanics



The Association for Career and Technical Education (ACTE), the leading professional organization for career and technical educators, commends all students who participate in career and technical education programs and choose to validate their educational attainment through rigorous technical assessments. In taking this assessment you demonstrate to your school, your parents and guardians, your future employers and yourself that you understand the concepts and knowledge needed to succeed in the workplace. Good Luck!



In the lower division baccalaureate/associate degree category, 3 semester hours in Small Engine Technology or General Technology.

Written Assessment

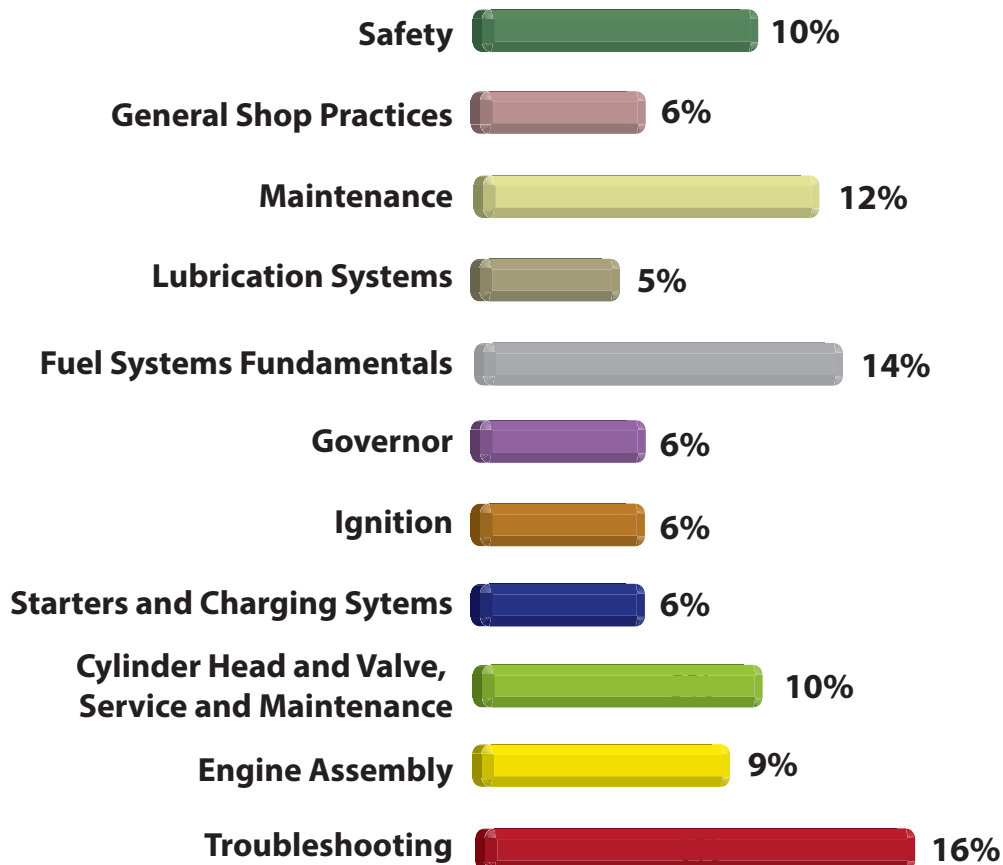
NOCTI written assessments consist of questions to measure an individual's factual theoretical knowledge.

Administration Time: 3 hours

Number of Questions: 195

Number of Sessions: This assessment may be administered in one, two, or three sessions.

Areas Covered



Specific Standards and Competencies Included in this Assessment

Safety

- Identify and test equipment safety devices
- Demonstrate proper techniques for hand tools (e.g., screwdriver, torque wrenches)
- Demonstrate proper techniques for power tools and machinery
- Demonstrate proper handling, containment, and clean-up of hazardous materials (e.g., SDS)
- Demonstrate proper usage of personal protective equipment (PPE)
- Demonstrate safe operation of small engines and equipment

General Shop Practices

- Locate parts and equipment information using printed and electronic media
- Write a parts and labor invoice
- Calculate materials mark-up, labor time, and state tax
- Demonstrate timekeeping and parts usage on worksheet and job ticket

Maintenance

- Identify and conduct manufacturer's recommended service procedures
- Inspect, test, and adjust safety-stop devices
- Inspect and service intake and exhaust systems
- Identify and inspect PTO and drive train (e.g., belts, blades, pulleys, spindles)
- Inspect and service cooling system components (air and liquid cooled)
- Adjust levers and controls

Lubrication Systems

- Inspect and service engine lubrication system including breathers, filters, and strainers
- Identify types of lubricating mechanisms
- Identify proper types of oil and lubricants

(Continued on the following page)

Specific Standards and Competencies (continued)

Fuel System Fundamentals

- Inspect fuel tank, lines, and filters
- Identify and service fuel delivery system components, including carburetor and fuel injection systems
- Adjust and service fuel system controls and linkages
- Explain fuel injection theory
- Explain carburetor theory
- Inspect and service air filtration system
- Disassemble, clean, inspect, and reassemble carburetor (diaphragm and float bowl)

Governor

- Identify governor parts, functions, and types
- Inspect, service, and adjust governor
- Identify governor-related problems

Ignition

- Explain ignition theory and coil output
- Identify, inspect, test, and adjust ignition components
- Disassemble, service, and reassemble ignition system and/or components

Starters and Charging Systems

- Identify, inspect, and test charging and starting systems
- Service and repair charging and starting systems
- Inspect and perform battery service



(Continued on the following page)

Specific Standards and Competencies (continued)

Cylinder Head and Valve, Service and Maintenance


- Explain theory of compression
- Perform compression test and cylinder leak down test
- Remove, inspect, reinstall, and adjust valves
- Inspect and measure valve guides and valve stems
- Remove, inspect, and reinstall cylinder head to manufacturer's specifications

Engine Assembly

- Identify correct timing of crankshaft, camshaft, balance shaft, gears, and flywheel
- Identify and inspect, crankshaft, camshaft, balance shaft, gears, and flywheel
- Identify, inspect, and measure piston, rings, and cylinder
- Identify, inspect, and measure bearing clearances and journal sizes of the crankshaft and connecting rod
- Identify proper usage of gaskets and sealants

Troubleshooting

- Troubleshoot ignition system problems
- Troubleshoot starting and charging system problems
- Troubleshoot cooling system problems
- Troubleshoot fuel system problems
- Troubleshoot lubrication system problems
- Troubleshoot compression problems related to cylinder head and valves
- Troubleshoot low power and rough running conditions



Sample Questions

Carbon Monoxide is

- A. heavier than air and falls as it is warmed
- B. measured in percentage per thousand
- C. toxic and is produced by incomplete combustion
- D. odorous and tasty, which provides warning

If a throttle cable is rusted, loosen the cable by applying

- A. penetrating oil
- B. kerosene
- C. gasoline
- D. warm water

The function of a breather is to vent the crankcase

- A. pressure
- B. elevation
- C. oil
- D. efficiency

The EFI System refers to the

- A. Engine Fouling Intake
- B. Equal Flame Indicator
- C. Exhaust Flow Indicator
- D. Electronic Fuel Injection

The small engine owner's manual will provide information on

- A. torque specifications
- B. firing order
- C. lubrication quantity
- D. emergency operation

(Continued on the following page)

Sample Questions (continued)

After installing a new governor spring, check the top engine speed with a

- A. dynameter
- B. tachometer
- C. flow meter
- D. rpm chart

The spark plug is part of the _____ system

- A. fuel
- B. ignition
- C. charging
- D. lubrication

Voltage is defined as

- A. rate of flow
- B. electrical pressure
- C. resistance
- D. current flow

Excessive tappet clearance could be caused by

- A. unfiltered air
- B. cam lobe wear
- C. improper oil viscosity
- D. improper spring tension

A blocked fuel tank screen could cause a/an _____ condition.

- A. rich running
- B. no-start
- C. back-firing
- D. overheating

Performance Assessment

NOCTI performance assessments allow individuals to demonstrate their acquired skills by completing actual jobs using the tools, materials, machines, and equipment related to the technical area.

Administration Time: 3 hours and 5 minutes

Number of Jobs: 7

Areas Covered:

12% Start and Adjust Engine

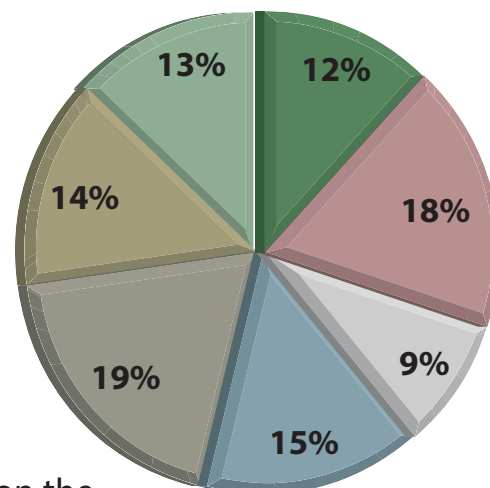
Participant will locate loose engine parts, determine proper oil and fuel level, and then start the engine. After starting, participant will check, adjust, and record the carburetor idle and high speed rpms. Upon completion the engine will be returned to pretest conditions.

18% Ignition Service

Participant will disassemble the engine ignition system, inspect and clean engine components, locate and record manufacturer specifications, reinstall ignition components, notify evaluator to check work and reinstall remaining parts.

9% Measure Parts

Participant will check and record ring end gap, crankpin journal diameter, cylinder bore, and ring side clearance.



(Continued on the following page)

Areas Covered (continued)

15% Valve Service

Participant will remove cylinder head, head gasket and valves. Participant will then measure and record the valve seat width, valve margin, and the intake and exhaust valve guide diameter. Participant will install the valves and adjust the valve clearances. Participant will install the cylinder head and head gasket recording the torque specifications to be used.

19% Carburetor Service

Participant will disassemble and inspect a float type carburetor, obtain the float setting and reassemble the carburetor to specifications by installing any necessary new parts. Participant will disassemble and inspect a diaphragm carburetor, check the operating condition of the parts, reassemble the carburetor to specification making sure to set the metering needle height.

14% Invoicing Parts

Participant will look up cost of engine parts, calculate the mark up price of each part, and complete an invoice that includes labor and sales tax.

13% Manual Starter Service

Participant will disassemble a starter, inspect the parts, record findings then reassemble the starter replacing any defective parts so the starter is fully functional.

Sample Job

Invoicing Parts

Maximum Time: 20 minutes

Participant Activity: The participant will look up four engine parts that have been assigned and create an invoice based on these parts including labor and sales tax.

